

etac[®]
Creating Possibilities



R82[®]

x:panda

Evolution - Improving perfection

Reimagining the seating experience

Individuals, families and specialists worldwide enjoy the multiple configurations of the x:panda and its variety of features and accessories. A life-enhancing seat developed to establish an ideal seating position for children and youngsters living with mobility impairment, helping them to play and engage in activities that thereby develop their skills.


Improving daily living

Available in four sizes, x:panda is a highly adaptable modular seating system that can be configured to meet a range of postural requirements and to accommodate growth.

We have designed the seat so users, families and specialists can enjoy these features: armrests, fixed wedges, visual markings, cushions and covers. Also, the features such as the dynamic back, back recline, multi-adjustability and

accessories contribute to a wide array of positioning options. When a child enjoys seating comfort and ideal positioning, this not only benefits the child clinically, but it also encourages skill development and meaningful engagement with peers.

For parents, caregivers and specialists, the x:panda improves tasks of daily living.



Added benefits

For most children and youngsters, a good comfortable seating position can have a positive impact on muscle tone and facilitates the child's ability to perform movements with their upper extremities and head. A range of different features and functions have been developed to create the best possible adaptable sitting position according to individual users' seating needs.

Head support

A wide selection of head supports and fittings provide many opportunities for individual support when resting or active.

Fixed or swing-away side supports

The swing-away or fixed side supports are chosen based on the child's trunk control and their ability to perform arm movements. The side supports can be fixed with a snap lock to allow for daily adjustment of the distance between the side supports.

Covers

Durable and comfortable covers for side supports, abductors and adductors are also available.

Cushions

The cushions are made of a one-piece comfortable seat and back cushion solution without stitching in the middle. They have an extra layer of foam for improved pressure relief.

Frames

The x:panda fits on a variety of frames for indoor or outdoor use. The max load of the seat and frame for ordinary use and for transportation can be found in our comprehensive guide on the website.

Vests & belts

The 16 fix locks on the back and seat of the x:panda make it possible to mount vests and belts.

Armrests & covers

The click and remove snap system enables one to easily fit and remove the armrests. The markings help ensure the armrests are repositioned at the same height after removing them. Covers can be added to the armrests.

Lateral & medial knee supports

The lateral and medial knee supports allows a position between 0 and 15 degrees of abduction in the hip joints.

Foot supports

There are a number of different foot supports that can be mounted on the frames used for the x:panda.



[Go to video with the x:panda](#)

Armrests

The click and remove snap system, and repositioning of the armrest is easy to use for parents and caregivers in situations where easy access to the child is needed. The position of the armrest can be reset by using the memory function. This ensures that the armrest can be repositioned at the same height again after removing it. The armrest maintains position due to the offset fastening knob and provides stable support for the tray, which can be mounted on it, allowing the child to have toys and learning material close by. Covers for the armrests are available as accessories.



The evolution of the armrests have:

- Improved stability
- Memory function
- Click and remove snap system
- Daily adjustment knob
- Comfortable and durable covers for armrests



Armrests with click & move snap system demonstrated



Fixed Wedges

The fixed wedges are used to create a seat pit. Without support, the pelvis can tilt backwards when the child seeks stability. The fixed wedges are stable and prevent unintended wedge positioning. The wedges stay in place when the cushions are removed. The seat wedges are available in eight sizes. For further customisation, the fixed wedges have perforation marks that make them easy to cut for resizing for the desired fit.



Visual markings

The x:panda can accommodate complex requirements and provide the child with a reliable and durable positioning. For easier use and recognition for parents, caregivers and specialists, x:panda has visual markings on the outer and inner surface of the backrest, as well as on the seat surface.



Backrest - Outer surface

These visual markings can be used to recreate the back height setting for easier use and recognition.



Backrest - outer surface

These visual markings help identify backrest size, as well as recognition of where to mount accessories such as side supports or upper arm supports.



Backrest - inner surface

These visual markings help identify the backrest size and where to adjust the back height.



Seat surface

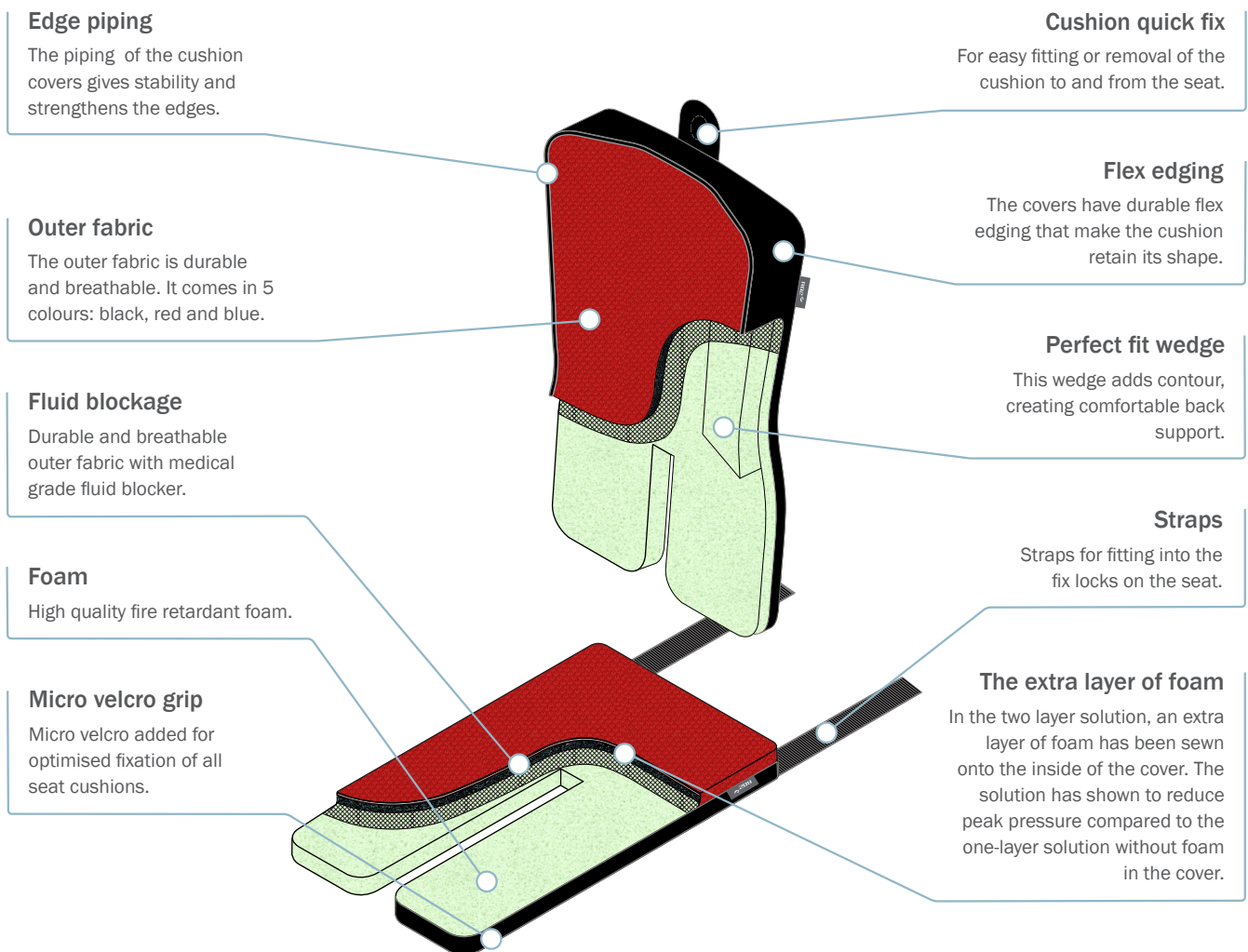
When adjusting for growth adaptation, visual markings have also been placed on the seat surface for easy recognition during depth and width adjustment.



Go to video with seat mount, seat depth, wedge mount and back height demonstrated

Layers of comfort

The cushions consist of two layers of foam: foam in the cushion itself, as well as an extra layer of foam sewn onto the cover. This helps improve pressure distribution and improves comfort for the user. Pressure mapping was used when designing the two layer solution. Read more about our results below.



The two layer solution reduces peak pressure

We measured peak pressure on x:panda cushion size 4 with and without the extra layer of foam and with seven different weight loads in 2-minute sessions. Our results show a statistically significant reduction of peak pressure with an average improvement of 14% using the extra layer of foam.

A decrease in peak pressure might improve comfort and decrease the likelihood of developing pressure sore injuries. A Clinical assessment of the seating position should include evaluation of the risk factors of the individual child.

Minimising the work of parents and caregivers

Provision for a child with a chronic health condition has a negative effect on health and health-related quality of life of the caregiver's family (Raina 2005, Raina 2004, Dambi 2014). Assistive technology, such as seating systems, can decrease effort and energy expenditure for family caregivers (Nicolson 2012).

Cleaning and maintenance

The usage, cleaning and maintenance of the x:panda is kept simple and easy, providing parents and caregivers more time to engage in more interesting activities. The cushions and side supports are made of fabric that is water repellent and wipeable. The covers can be easily removed for washing.



Cushion cover, back



Cushion cover, seat

Cushions & covers:

- For side supports, abductors, knee support, armrests
- Are made of durable & comfortable fabric
- Are washable at 60 °C



Video on cushions mounting demonstration



Go to video on cushions and covers

Activity, performance & participation

Research suggests that adaptive seating systems may be able to improve activity and participation at home among children with severe cerebral palsy (Angusupailsal 2015). The x:panda can be used to establish an ideal seating position for children and youngsters with disabilities to play and engage in activities that thereby develop their skills.

Enjoying the x:panda



User involvement without compromising comfort and interact on

For most children and youngsters, a good comfortable seating position can have a positive impact on muscle tone and facilitates the child's ability to perform movements with their upper extremities and head. A range of different features and functions have been developed to create the best possible sitting position for each individual child.

A stable and reliable base

The x:panda creates a stable base consisting of the pelvis, thighs and feet, on which the trunk, shoulder and head balance. This allows for movements of the head, arms and hands. It can accommodate complex requirements and provide the child with a reliable and durable positioning. Furthermore, the adjustments are intuitive and reasonably easy to do. Also, depending on size, it can be mounted on a number of frames such as the Multi Frame, Combi frame and the frames listed below.



High-low:xo Frame



Stingray Frame



Combi Frame:x



Strong Base

Uniquely multi-adjustable

The evolution of the R82 x:panda is still supported by its renowned features, such as the dynamic back, back recline, multi-adjustability and growth. The x:panda was developed with particular attention to the articulation of the backrest relative to the seat. The goal being to create a seating system that moves in harmony with the body.

The dynamic back allows a child to extend and push backwards with minimal resistance and then regain the original seating position. The multi-adjustability and growth features make it possible to individually adjust leg channels, adjust back height, adjust seat width and depth to accommodate growth.



Dynamic back
The gas strut configuration is decided based on the child's size and the extensor thrust energy generated by the child. A non-dynamic gas spring is available as an accessory.



Back recline
The point for rotation is close to the axis of the anatomical pivot point of the hip joints. This means that the back support maintains the correct position and can minimise shear between the user and the backrest.



Multi-adjustable
Overlap in sizing means that the starting option always offers the maximum growth potential coupled with individual leg positioning.



Growth
Individual growth in width, depth and back height extend the life of the seat and accommodate a wide range of sizes.

Configuration according to needs



Seat, Standard



Gas spring, Standard



Fix locks, Standard

[Go to video on recline and dynamic back](#)



Growth adaptability



Small



Medium



Large

[Go to video on multi-adjustability and growth](#)



Sizes & Measurements

x:panda measurements		Size 1	Size 2	Size 3	Size 4
	Effective seat width	160, 200, 240	200, 240, 280	260, 310, 360	340, 400, 460
	Width thighs	70, 90, 110	100, 120, 140	120, 145, 170	130, 190, 250
	Effective seat depth	160 - 260	220 - 330	260 - 390	390 - 530
	Backrest height	270 - 370	320 - 420	350 - 470	500 - 710
	Back width, top of backrest	230	280	330	350 +50
	Overall width both legs in max abduction	310, 350, 390	380, 420, 460	470, 520, 570	590, 650, 710
	Armrest to seat distance	100-165	100-165	100-165	100-165
	Front location of armrest structure	140	140	180	350
	Backrest angle	-5° - +30°	-5° - +30°	-5° - +30°	-5° - +30°
	Abduction angle each leg * size 1 in the smallest position	0° - 15° 0° - 8°	0° - 15°	0° - 15°	0° - 15°
	Mass device	6,5 kg	8,5 kg	11 kg	13 kg
	Max user mass	30 kg	30 kg	60 kg	80 kg
	Max user mass in transportation	30 kg	30 kg	60 kg	75 kg
	Min user height	650	850	1000	1390
	Max user height	1050	1280	1430	1800

[Go to website and read more about the x:panda](#)


Accessories




Back rest extension
8910655-x60



Head supports
99xxxx-xx



Swing-away side supports
839xx-xx



Fixed side supports
8910301-x, 8910301-xP



Adjustable upper arm supports
8910407-x0



Upper arm supports
8910407-x



Vest and belts
89113-x



Non-dynamic gas spring
891100x



Quick locks
8910702-x0



Back width extensions
8910409-45
For x:panda size 4



Cover plate
8910406-4
For x:panda size 4



**Armrest/Daily adjustment kit/
Arm rest cover**
891061x-x/8910615-11/891061x-20



Foam back plate
8910406-x



Lumbar support
8910407



Hip supports (only for size 4)
8910404-4x



Tray/Toy bar
891072x-x/8910740



Extra padding
8910404-PADx



Arm rest for tray
8910730



Grip handle for tray
8910750



xpanda_brochure_01_INT | Reserving our rights for printer's error or discontinued products.
Please find an updated edition on our website © R82 A/S. All rights reserved.

Etac is a world-leading developer of innovative assistive devices and patient handling equipment. Since 1973, we have been committed to improving quality of life for the individual, family members and caregivers.

For the intended purpose of the products and latest information, please visit www.etac.com

R82 A/S

+45 79 68 58 88

R82@etac.com

www.etac.com


Creating Possibilities